



BL Series

BACK LIGHT

Strobe or Continuous 24VDC

ELECTRICAL:

Input Voltage: 24VDC.
 Input Current: 25 mA per square inch of active area
 Connector: 4 pin Euro/Micro

ILLUMINATION:

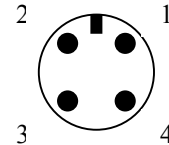
Light Source: LED – Color *see figure 1.

COLOR	SPECTRUM
Blue	470(nm)
Green	520(nm)
Yellow	590(nm)
Red	660(nm)
Infrared	880(nm)
White	WHI

Figure 1

CONNECTOR PINOUT:

Pin# Signal
 1 +24VDC.
 2 N/a
 3 GND
 4 Strobe/Continuous

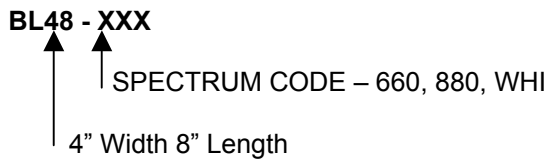


Color code for standard industrial cables:

Brown +24 VDC
 Blue GND
 Black Strobe line (+24 VDC)
 White Not used




PART NUMBER DESIGNATION:



EXAMPLE: 4" X 8" Back Light with RED 660nm LED's"
 Part # BL48-660

Common Sizes – 2x4, 4x4, 4x8, 6x8, 8x12, & 12x12
 *Larger sizes and custom sizes available



12 LED's per square inch
 under diffuser

Spectrum Illumination
 1387 Spencer Woods
 Muskegon, MI 49445
 Phone 231-744-7077 Fax 231-744-7787
 www.spectrumillumination.com